





2023

**Alüminyum Profil Kataloğu**  
Aluminium Profile Catalogue

# ALÜMİNYUM PROFİL GRUBU

Aluminium Profile Group

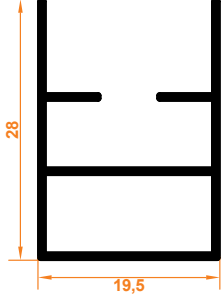


ISO 9001 | ISO 14001 | OHSAS 18001

## Slim Seri Plise Sineklik / Slim Series Plait Fly Screen

300

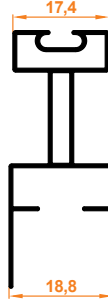
0,231 kg/m



**Slim Kasa Profil**  
Slim Case Profile

301

0,310 kg/m



**Slim Kanat Profil**  
Slim Wing Profile

331

0,168 kg/m

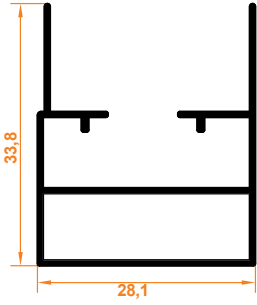


**Slim Eşiksiz Profil**  
Slim Profile without Threshold

## Star Seri Plise Sineklik / Star Series Plait Fly Screen

302

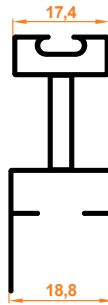
0,272 kg/m



**Star Kasa Profil**  
Star Case Profile

301

0,310 kg/m

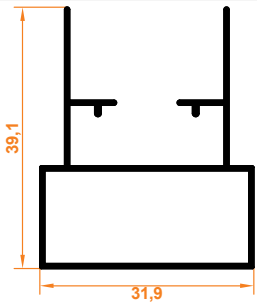


**Star Kanat Profil**  
Star Wing Profile

## Gold Seri Plise Sineklik / Gold Series Plait Fly Screen

304

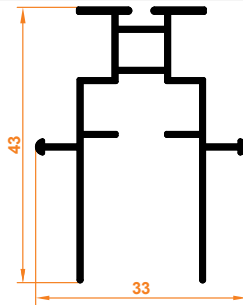
0,324 kg/m



**Gold Kasa Profil**  
Gold Case Profile

305

0,325 kg/m

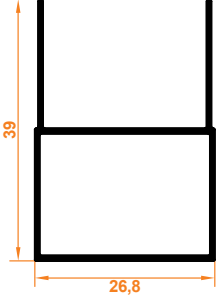


**Gold Kanat Profil**  
Gold Wing Profile

Junior Seri Plise Sineklik / Junior Series Plait Fly Screen

306

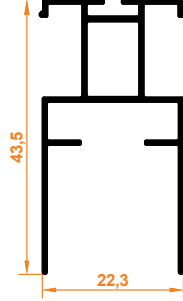
0,292 kg/m



**Junior Kasa Profil**  
Junior Case Profile

307

0,326 kg/m

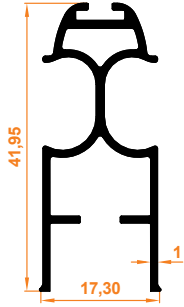


**Junior Kanat Profil**  
Junior Wing Profile

Nobel Seri Köşeden Gergi Sineklik / Nobel Series Corner Tensioner Fly Screen

335

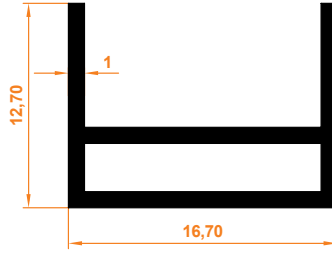
0,345 kg/m



**Nobel Kanat Profili**  
Nobel Wing Profile

336

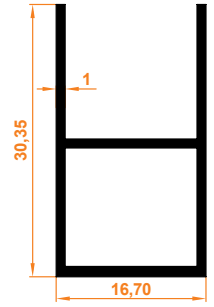
0,148 kg/m



**Nobel Eşiksiz Kasa Profili**  
Nobel Case Profile without Threshold

338

0,249 kg/m

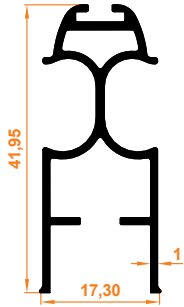


**Nobel Kasa Profili**  
Nobel Case Profile

Nobel Seri İçten Montajlı Sineklik / Nobel Series Internal Mounted Fly Screen

335

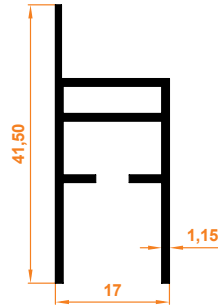
0,345 kg/m



**Nobel Kanat Profili**  
Nobel Wing Profile

337

0,338 kg/m

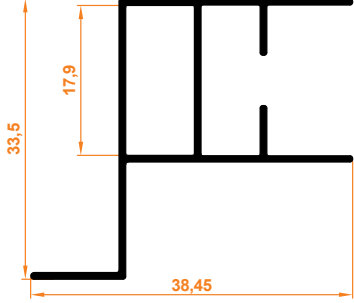


**Nobel İçten Montajlı Kasa Profili**  
Nobel Internal Mounted Case Profile

## İçten Montajlı Plise Sineklik / Internal Mounted Pleated Fly Screen

317

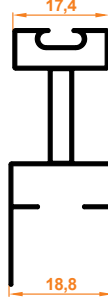
0,300 kg/m



Kasa Profil  
Case Profile

301

0,310 kg/m

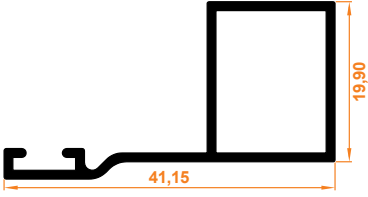


Kanat Profil  
Wing Profile

## İçten Montajlı Sabit Sineklik / Internal Mounted Fixed Fly Screen

311

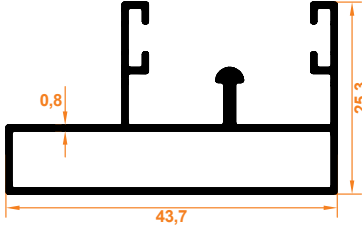
0,304 kg/m



İçe Açılır Fitilli Sineklik Profili  
Inward Foldable Flyscreen Profile

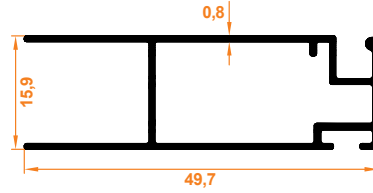
**Aykim Seri Sineklik / Aykim Series Fly Screen**

**309** 0,373 kg/m



**Aykim Kasa Profil**  
Aykim Case Profile

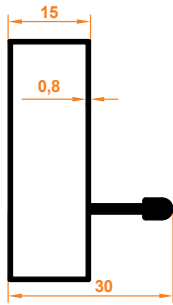
**310** 0,315 kg/m



**Aykim Hareketli Profil**  
Aykim Sliding Profile

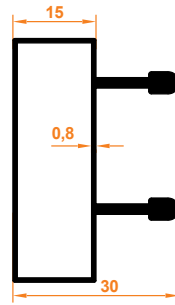
**Platin Seri Sineklik / Platin Series Fly Screen**

**321** 0,352 kg/m



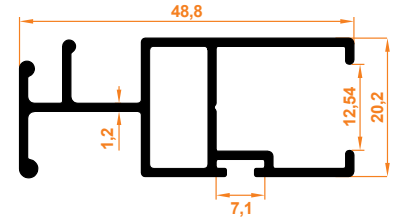
**Platin Tekli Kasa Profil**  
Platin Single Case Profile

**322** 0,455 kg/m



**Platin Çiftli Kasa Profil**  
Platin Double Case Profile

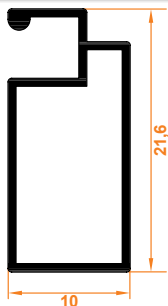
**323** 0,506 kg/m



**Platin Kanat Profil**  
Platin Wing Profile

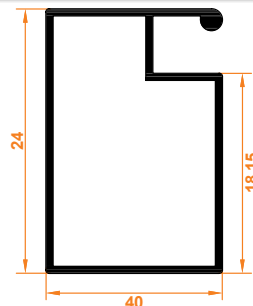
**DÜZ SİNEKLİK PROFİL GRUBU**  
Flat Fly Screen Profile Group

**400** 0,105 kg/m




**10x20 Sineklik**  
10x20 Fly Screen

**401** 0,141 kg/m



**17x25 Sineklik**  
17x25 Fly Screen

**402** 0,250 kg/m



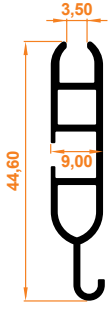
**20x40 Sineklik**  
20x40 Fly Screen

# STOR SİNEKLİK PROFİL GRUBU

Stor Fly Screen Profile Group

407

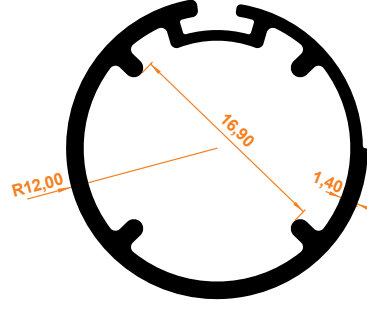
0,342 kg/m



Stor Kanat Profil  
Stor Wing Profile

408

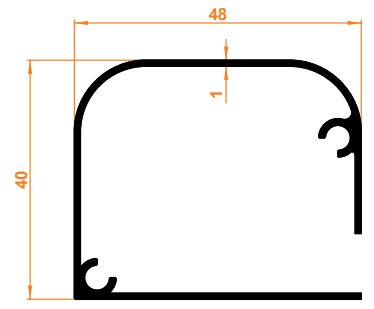
0,298 kg/m



Stor Boru Profil  
Stor Pipe Profile

409

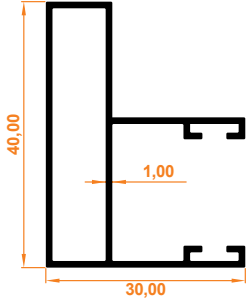
0,485 kg/m



Stor Kasa Profil  
Stor Case Profile

410

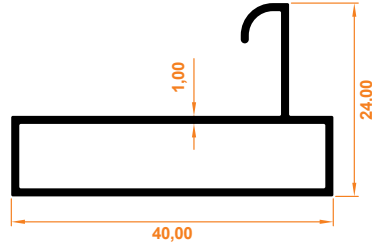
0,413 kg/m



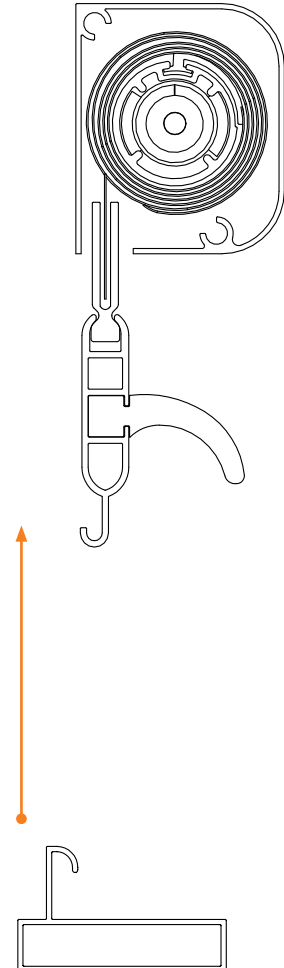
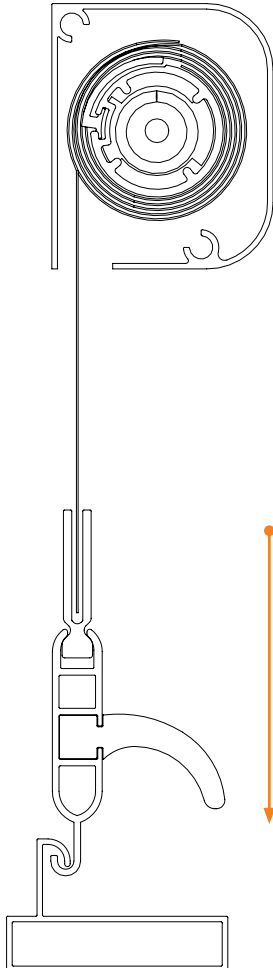
Stor Yan Kasa Profil  
Stor Side Case Profile

411

0,318 kg/m

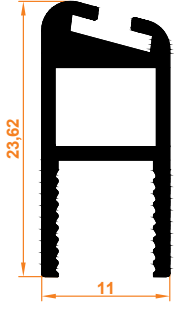


Stor Alt Kasa Profil  
Stor Bottom Case Profile



1


0,240 kg/m



**Büyük D Fitol**  
Big D Wick

2

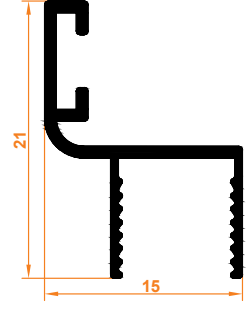
0,160 kg/m



**Küçük D Fitol**  
Small D Wick

3

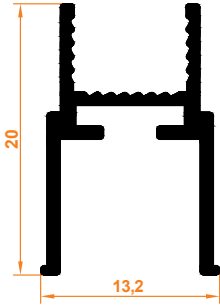
0,116 kg/m



**Küçük h Fitol**  
Small h Wick

4

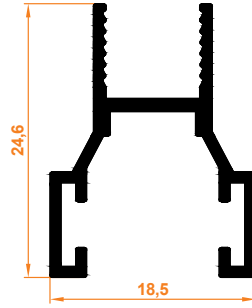
0,150 kg/m



**Orta H Fitol**  
Middle H Wick

5

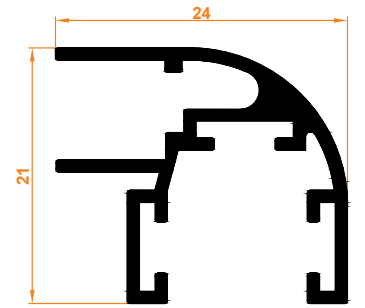
0,214 kg/m



**Büyük H Fitol**  
Big H Wick

6

0,275 kg/m



**Köşe Dönüş Fitol**  
Corner Return Wick

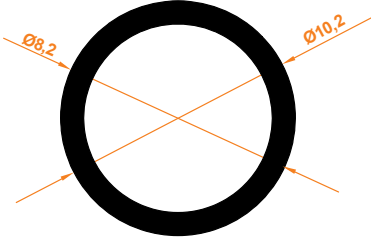


# 8mm CAM BALKON PROFİL GRUBU

8mm Glass Balcony Profile Group

101

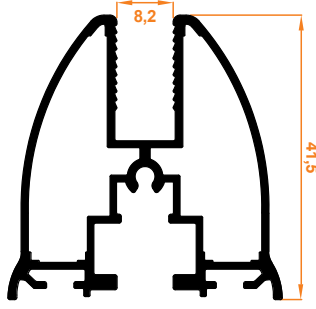
0,078 kg/m



10'lu Stoplama  
10 Stopping Profile

104

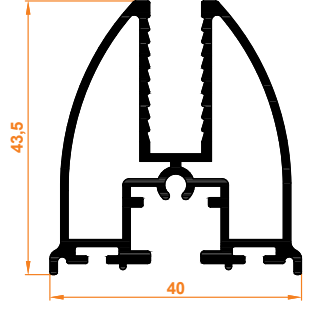
0,720 kg/m



Gold Baza  
Gold Base

105

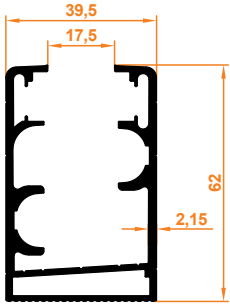
0,851 kg/m



Firtina Baza  
Firtina Base

109

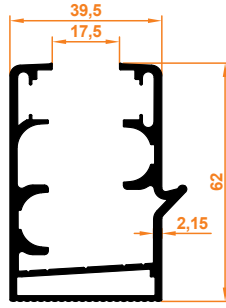
1,355 kg/m



Düz Kasa Profil  
Flat Case Profile

110

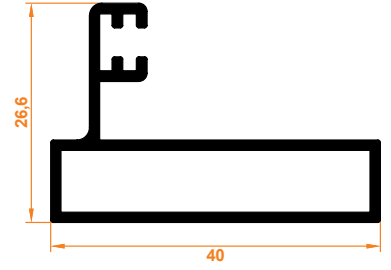
1,397 kg/m



Oluklu Kasa Profil  
Corrugated Case Profile

100

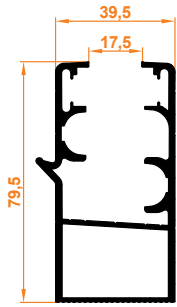
0,416 kg/m



Dar Yan Dikme  
Thin Side Column

106

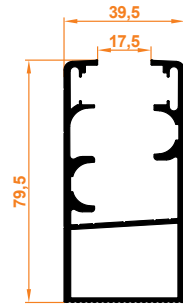
1,638 kg/m



Oluklu Büyük Kasa Profil  
Corrugated Big Case Profile

107

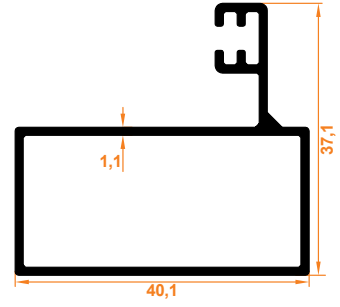
1,585 kg/m



Büyük Düz Kasa Profil  
Big Flat Case Profile

108

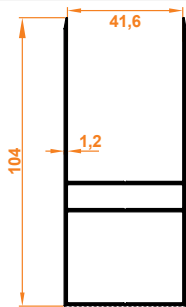
0,457 kg/m



Geniş Yan Dikme  
Thick Side Column Profile

111

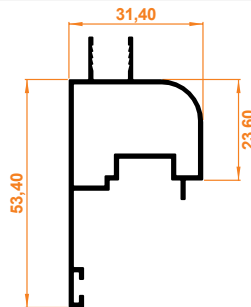
1,058 kg/m



Stor Profil  
Stor Profile

135

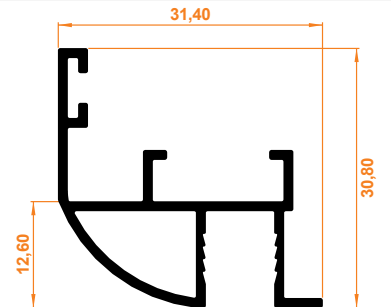
0,517 kg/m



8 mm İspanyolek Profil  
8 mm Espagnolette Profile

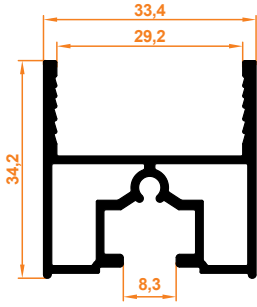
136

0,343 kg/m



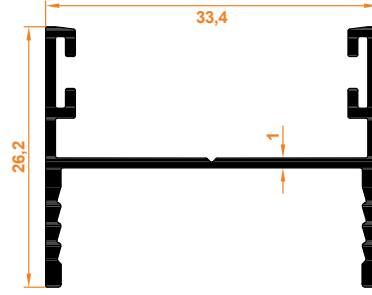
8 mm İspanyolek Profil Karşılığı  
8 mm Espagnolette Combination Profile

**800** 0,599 kg/m



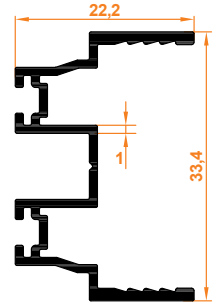
**Baza Profil**  
Base Profile

**801** 0,288 kg/m



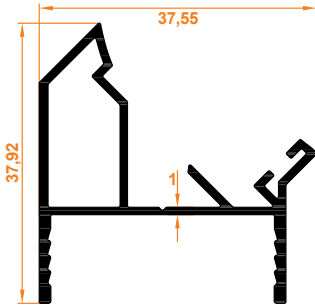
**Düz Kapak Profil**  
Flat Cover Profile

**802** 0,290 kg/m



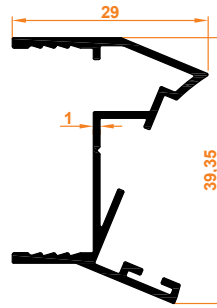
**Düz Kapak Mentеше Profil**  
Flat Cover with Hinge Profile

**803** 0,400 kg/m



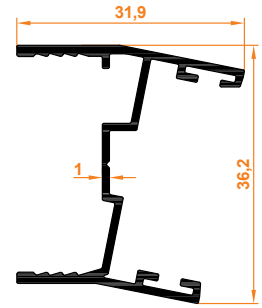
**45° Dönüş Profil**  
45° Return Profile

**804** 0,344 kg/m



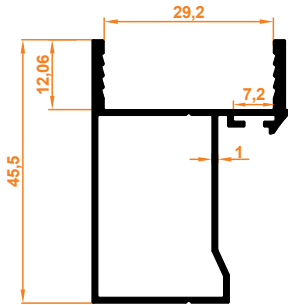
**22,5° Dönüş Profil**  
22,5° Return Profile

**805** 0,329 kg/m



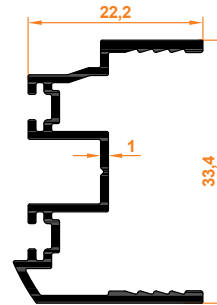
**11° Dönüş Profil**  
11° Return Profile

**806** 0,428 kg/m



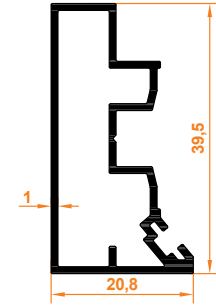
**90° Dönüş Profil**  
90° Return Profile

**807** 0,307 kg/m



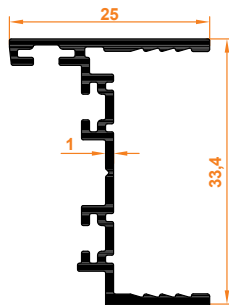
**Açılı Dönüş Mentеше Profil**  
PopUp Return Hinge Profile

**808** 0,373 kg/m



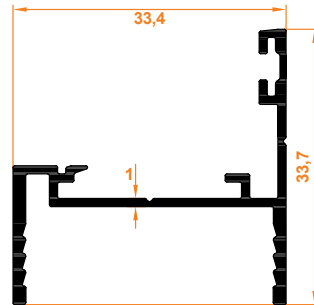
**Yan Dikme Profil**  
Side Column Profile

**809** 0,290 kg/m



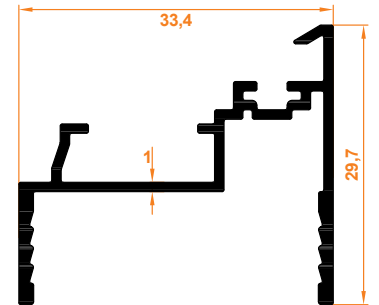
**Sabit Cam Mentеше Profil**  
Stable Glass Hinge Profile

**810** 0,314 kg/m



**Sabit Cam Kilit Profil**  
Stable Glass Lock Profile

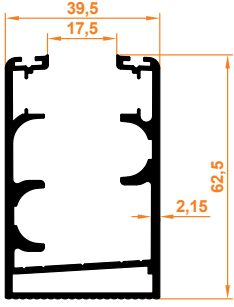
**811** 0,315 kg/m



**Sabit Cam Kilit Karşılığı Profil**  
Stable Glass Lock Prevention Profile

819

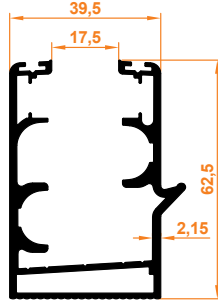
1,332 kg/m



**Düz Kasa Üstten Fitilli Profil**  
Flat Case Top Wicked Profile

820

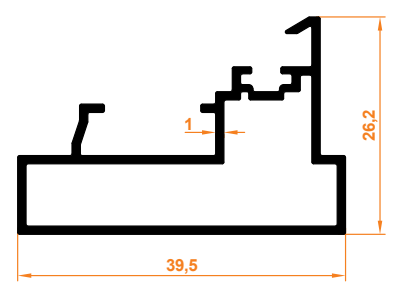
1,374 kg/m



**Oluklu Kasa Üstten Fitilli Profil**  
Corrugated Case Top Wicked Profile

822

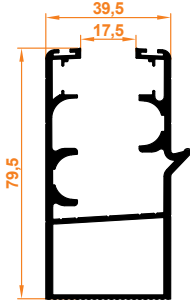
0,378 kg/m



**Açılır Dikme Profil**  
PopUp Column Profile

816

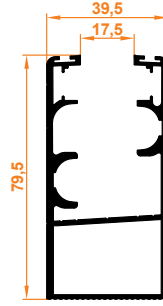
1,569 kg/m



**Üstten Fitilli Büyük Oluklu Kasa**  
Large Corrugated Case with Top Wick

817

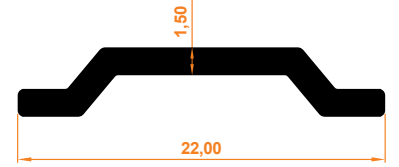
1,524 kg/m



**Üstten Fitilli Büyük Düz Kasa**  
Large Flat Case with Wed from Top

815

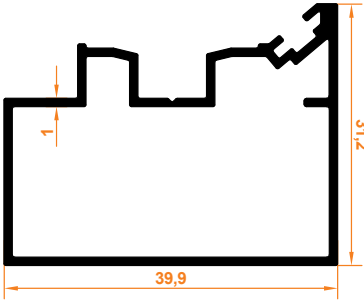
0,100 kg/m



**Tij Profil**  
Espagnolette Profile

823

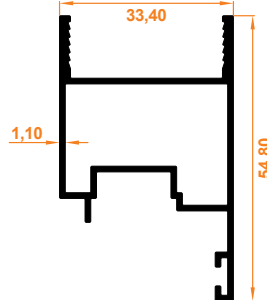
0,430 kg/m



**Geniş Yan Dikme**  
Wide Side Column

824

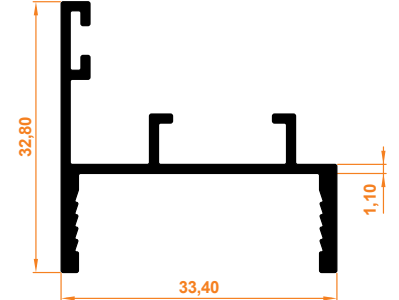
0,549 kg/m



**Sabit Cam İspanyolet Profil**  
Fixed Glass Espagnolette Profile

825

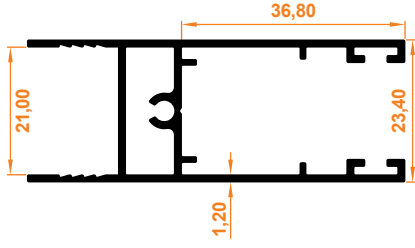
0,401 kg/m



**Sabit Cam İspanyolet Karşılık Profil**  
Fixed Glass Espagnolette Handle Provision Profile

210

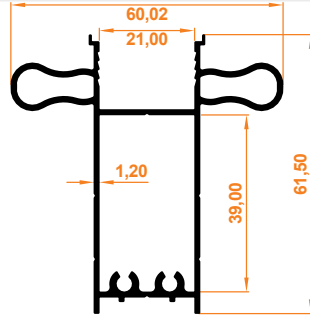
0,643 kg/m



Sürme Baza Profil  
Sliding Base Profile

215

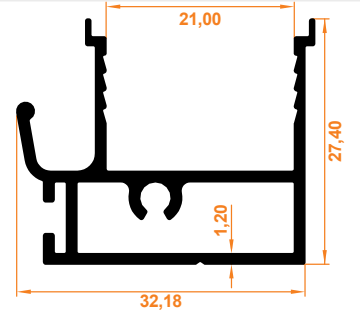
0,909 kg/m



Çekme Kol Profil  
Pull Handle Profile

212

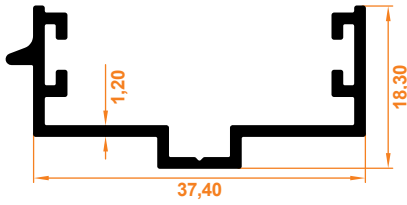
0,422 kg/m



Kenet Profil  
Clamp Profile

211

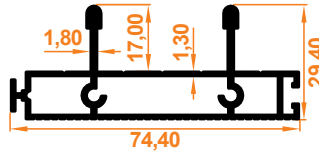
0,301 kg/m



Birleştirme Karşılık Profil  
Combination Provisions Profile

213

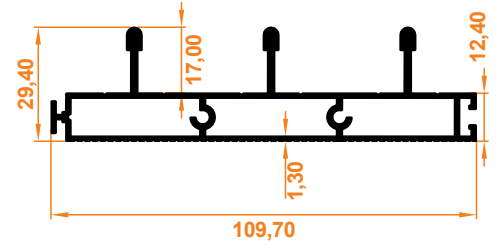
0,972 kg/m



İkili Eşikli Alt/Üst Kasa Profil  
Double Threshold Lower/Upper Case Profile

222

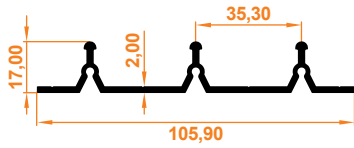
1,329 kg/m



Üçlü Eşikli Alt/Üst Kasa Profil  
Triple Threshold Lower/Upper Case Profile

220

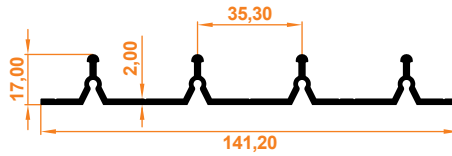
0,867 kg/m



Üçlü Eşiksiz Alt Kasa Profil  
Triple Bottom Case Profile without Threshold

221

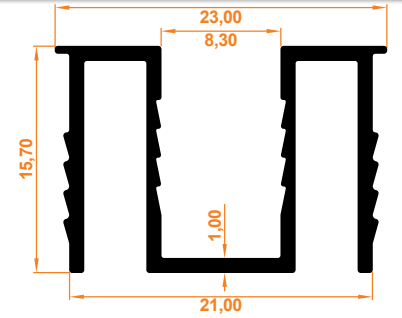
1,156 kg/m



Dörtlü Eşiksiz Alt Kasa Profil  
Quadruple Bottom Case Profile without Threshold

219

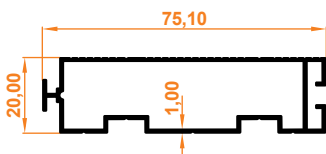
0,218 kg/m



8 mm Cam Adaptörü  
8mm Glass Adapter

214

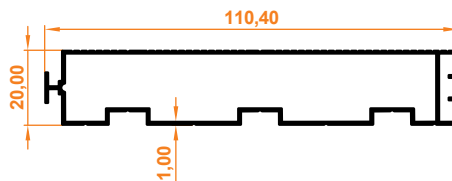
0,585 kg/m



İkili Yan Kasa Profil  
Double Side Case Profile

223

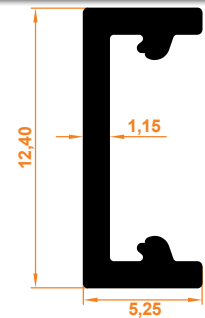
0,790 kg/m



Üçlü Yan Kasa Profil  
Triple Side Case Profile

226


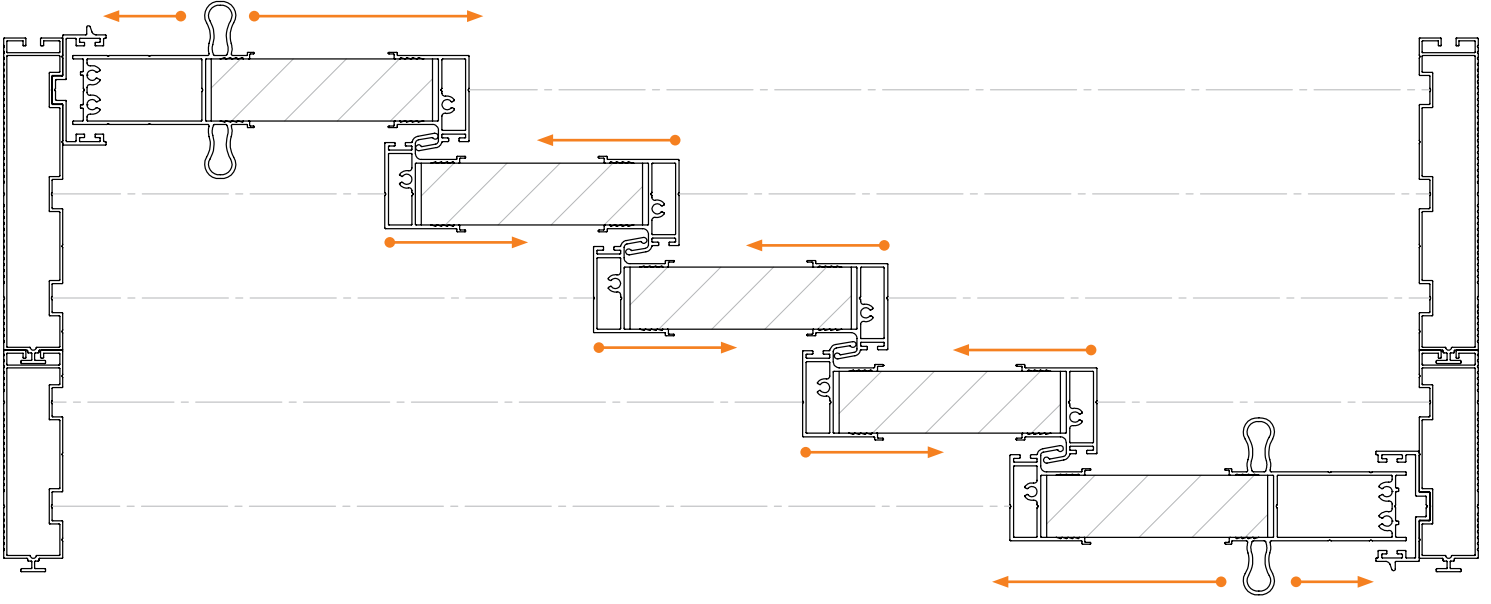
0,125 kg/m



Kapatma Profil  
Closing Profile


## Sürme Cam Balkon Çalışma Sistemi

Sliding Glass Balcony Working System



### Eşikli Sistem

System with Treshold

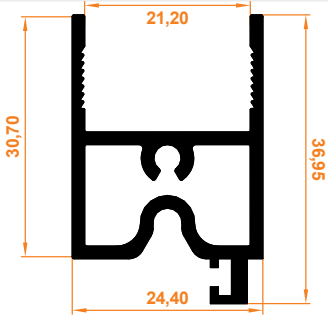


### Eşiksiz Sistem

System without Treshold

140

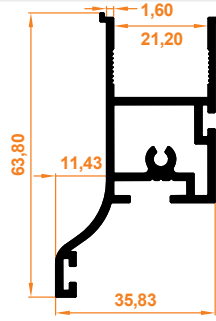
0,561 kg/m



**Sabit Panel Açılır Alt Baza Profil**  
Fixed Panel Pop-up Base Profile

164

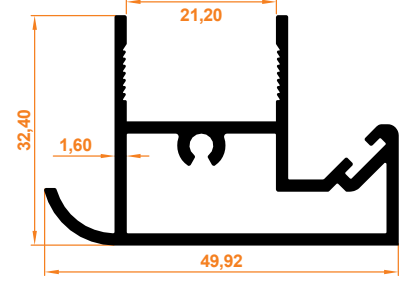
0,842 kg/m



**Sabit Panel Yan Dikme Profil**  
Fixed Panel Side Column Profile

142

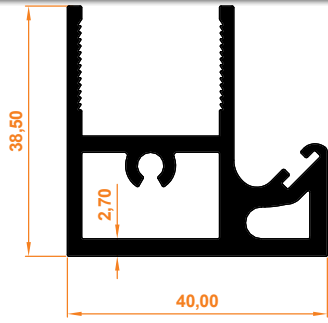
0,750 kg/m



**Sabit Panel Üst Baza Profil**  
Fixed Panel Top Base Profile

167

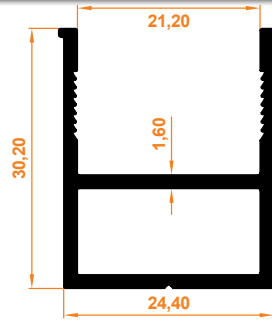
1,140 kg/m



**Kenet Baza Profil**  
Clamp Base Profile

144

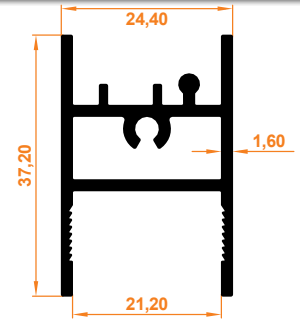
0,432 kg/m



**Hareketli Panel Yan Dikme Profil**  
Movable Panel Side Column Profile

145

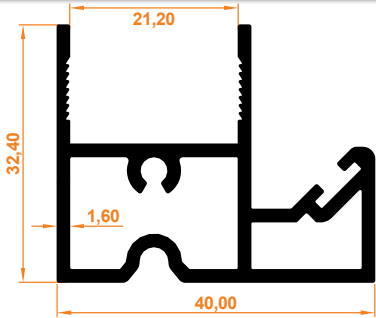
0,579 kg/m



**Küpeşte Baza Profil**  
Handrail Base Profile

146

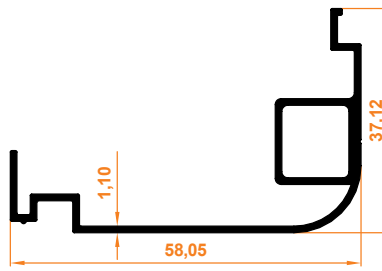
0,739 kg/m



**Hareketli Panel Açılır Alt Baza Profil**  
Movable Panel Pop-up Lower Base Profile

161

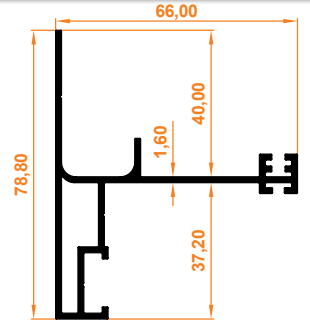
0,482 kg/m



**Ray Kapatma "T" Profil**  
Rail Closure "T" Profile

160

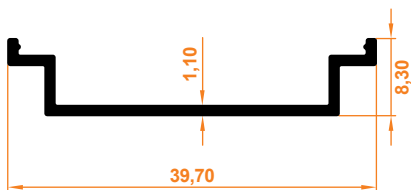
1,055 kg/m



**Yan Ray "T" Profil**  
Side Rail "T" Profile

149

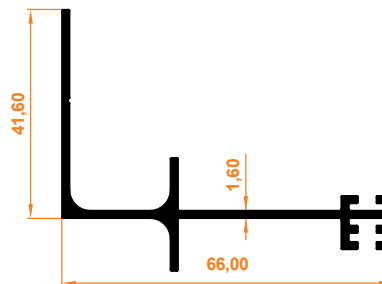
0,162 kg/m



**Açılımsız için Ray Kapatma 'L' Profil**  
Rail Closure 'L' Profile for Non-Opening

162

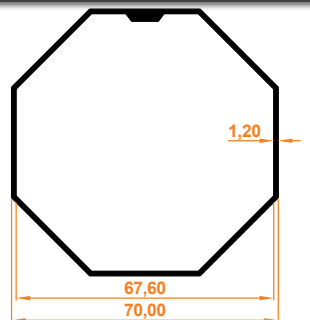
0,702 kg/m



**Yan Ray "L" Profil**  
Side Rail "L" Profile

GYT 28

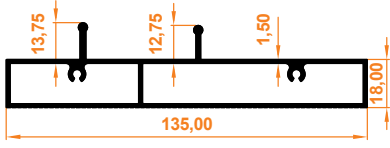
2,110 kg/m



**Sac Tambur Borusu**  
Sheet Drum Pipe

152

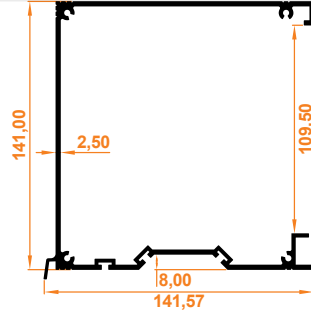
1,563 kg/m



Alt Kasa  
Guillotine Lower Case Profile

156

3,539 kg/m



Üst Kasa Profil  
Top Case Profile

153

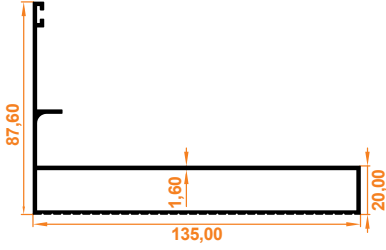
0,865 kg/m



Üst Kasa Kapak Profil  
Top Case Cover Profile

155

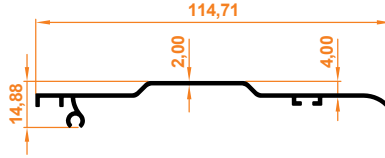
1,669 kg/m



Yan Kasa Profil  
Side Case Profile

154

0,759 kg/m



Küpeste Profil  
Handrail Profile

165

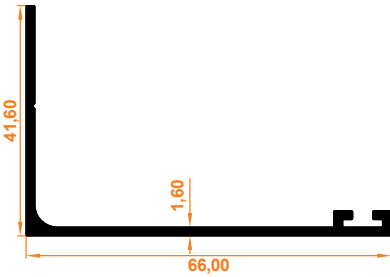
0,641 kg/m



Yan Kasa Kertme Profil  
Side Case Notched Profile

158

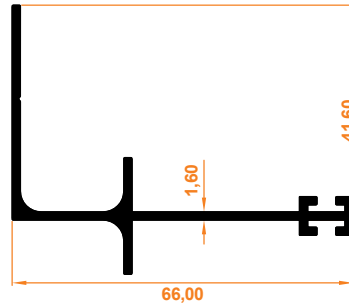
0,510 kg/m



Açılımsız Tek Fıtil Yan Ray L Kasa Profil  
Single Weatherstrips Without Opening Side L Case Profile

159

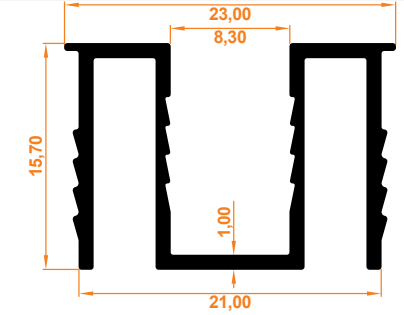
0,610 kg/m



Açılımsız Çift Fıtil Yan Ray L Kasa Profil  
Double Weatherstrips Without Opening Side L Case Profile

219


0,218 kg/m



8 mm Cam Adaptörü  
8mm Glass Adapter

166

0,143 kg/m

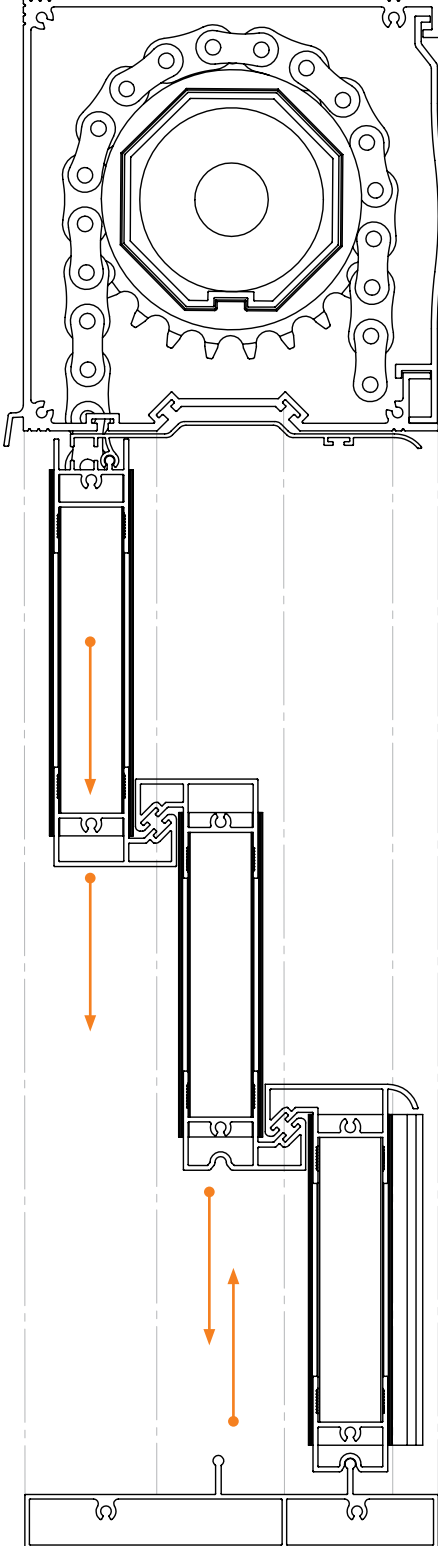


Açılımlı için Ray Kapatma 'L' Profil  
Rail Closure 'L' Profile for Opening

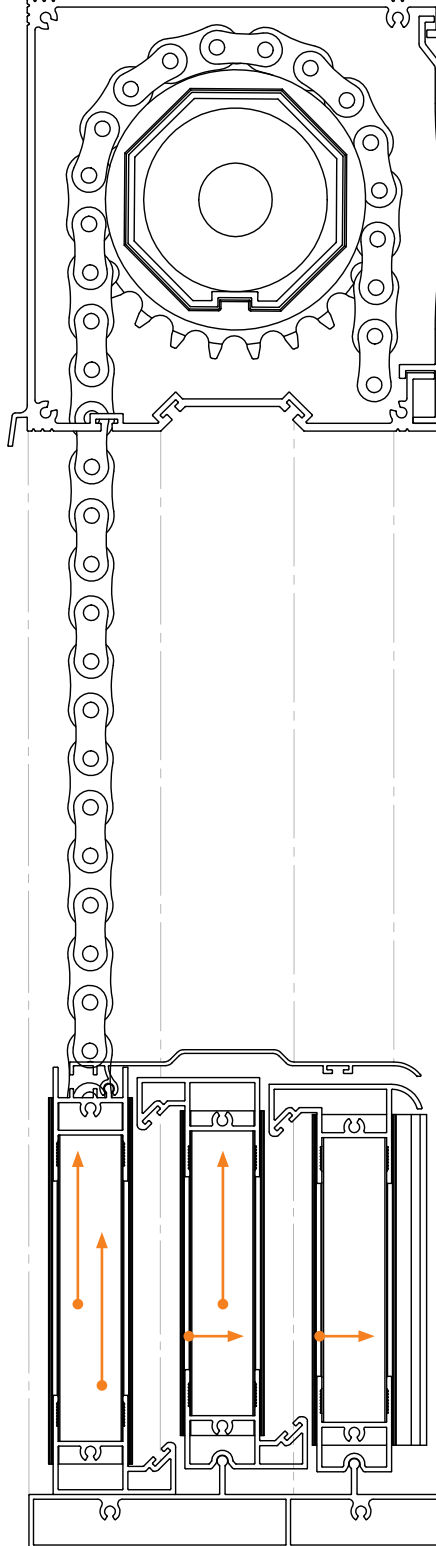
**Giyotin Cam Balkon Çalışma Sistemi**

Guillotine Glass Balcony Working System


**1. Kademe - Level 1**



**2. Kademe - Level 2**



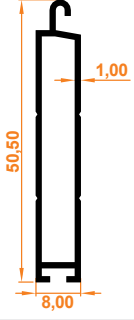
**3. Kademe - Level 3**





7

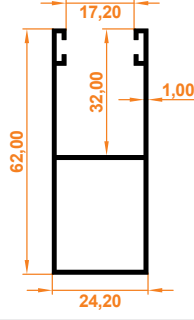
0,305 kg/m



39x55 Alt Parça  
39x55 Lower Part

8

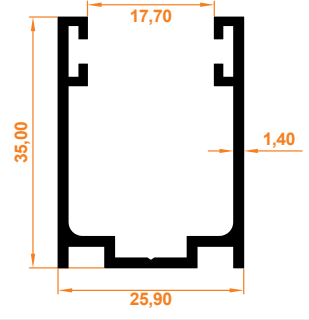
0,501 kg/m



55'lik Yan Dikme  
55 Side Column

9

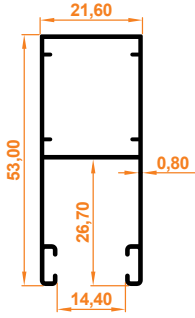
0,439 kg/m



55'lik Kutusuz Dikme  
55 Side Column Boxless

1130

0,372 kg/m



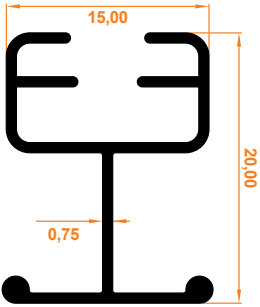
39'luk Yan Dikme  
39 Side Column

## PLİSE PERDE PROFİL GRUBU

### Pleated Blinds Profile Group

312

0,156 kg/m



T Profil  
T Profile

330

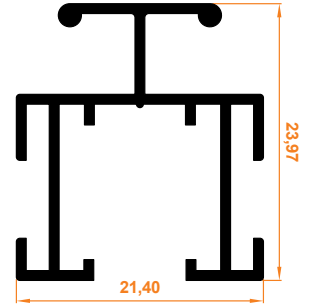
0,105 kg/m



Portray Yapışkan Profil  
Adhesive Profile

327

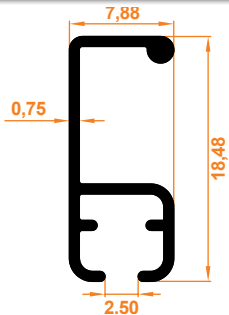
0,252 kg/m



Çiftli Orta Profil  
Double Middle Profile

332

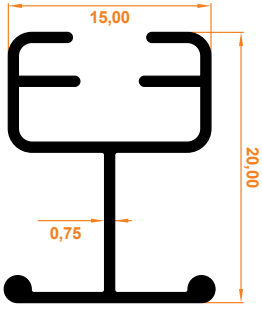
0,094 kg/m



İnce T Profil  
Slim T Profile

312

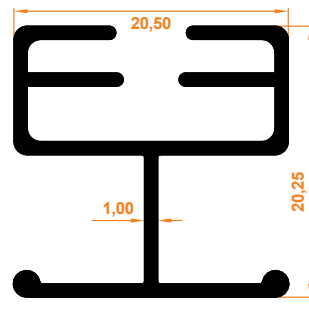
0,156 kg/m



T Profil  
T Profile

334

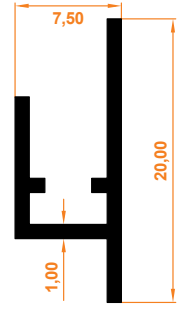
0,264 kg/m



Portray Yapışkan Profil  
Portray Adhesive Profile

339

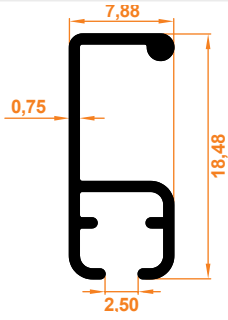
0,102 kg/m



Yapışkan Profil  
Adhesive Profile

332

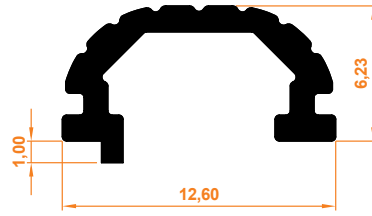
0,094 kg/m



Small T Profil  
Small T Profile

340

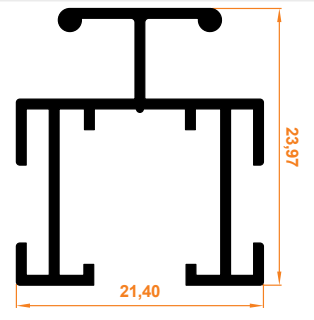
0,079 kg/m



Portray Profil  
Portray Profile

327

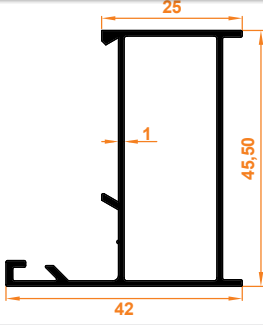
0,252 kg/m



Çiftli Orta Profil  
Double Middle Profile

7000

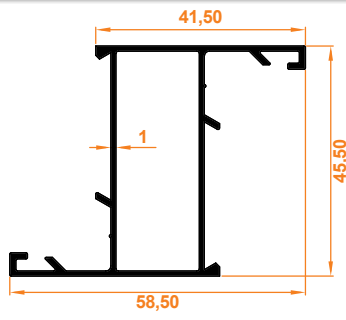
0,462 kg/m



**Aldoks (Dar) Kasa Profili**  
Aldoks (Narrow) Frame Profile

7001

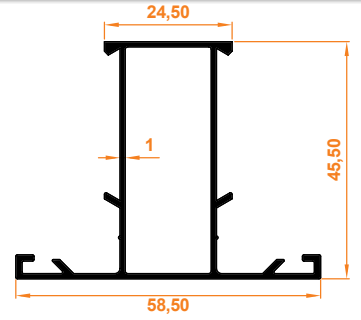
0,563 kg/m



**Aldoks (Dar) Kanat Profili**  
Aldox (Narrow) Airfoil

7002

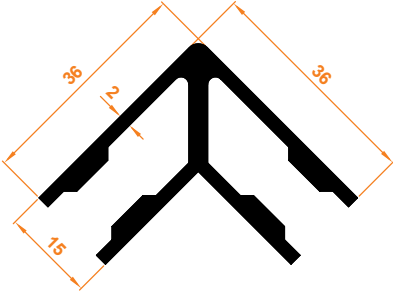
0,563 kg/m



**Aldoks (Dar) Orta Kayıt Profili**  
Aldoks (Narrow) Medium Entry Profile

7003

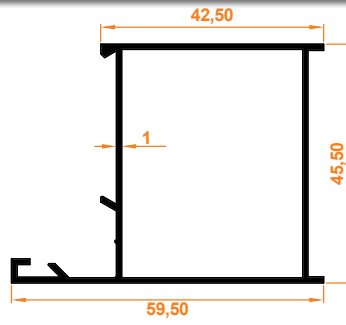
0,888 kg/m



**Aldoks (Dar) Köşe Takozu**  
Aldox (Narrow) Corner Wedge

7004

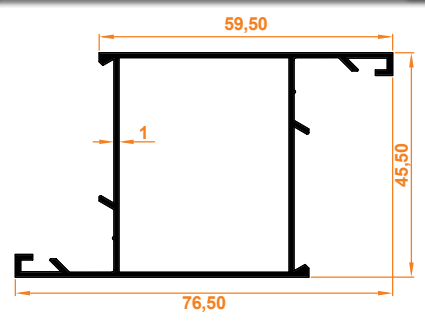
0,564 kg/m



**Aldoks (Orta) Kasa Profili**  
Aldox (Medium) Frame Profile

7005

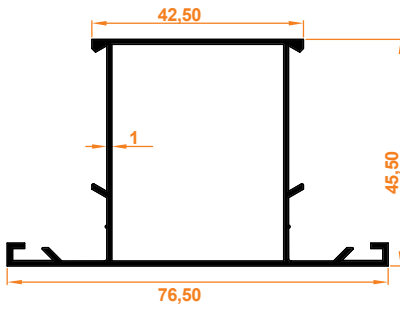
0,656 kg/m



**Aldoks (Orta) Kanat Profili**  
Aldox (Medium) Airfoil

7006

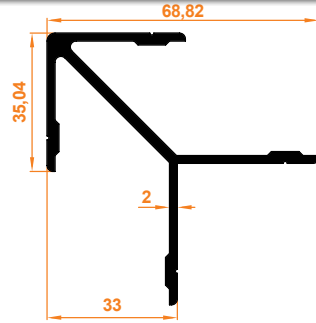
0,656 kg/m



**Aldoks (Orta) Orta Kayıt Profili**  
Aldoks (Medium) Medium Entry Profile

7007

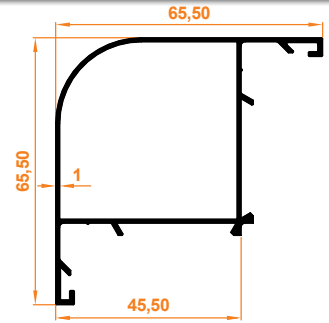
1,132 kg/m



**Aldoks (Orta) Köşe Takozu**  
Aldox (Medium) Corner Wedge

7008

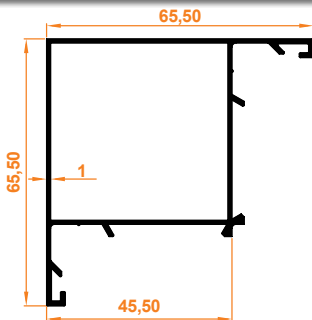
0,693 kg/m



**Aldoks Oval Köşe Dönüş Profili**  
Aldoks Oval Corner Profile

7009

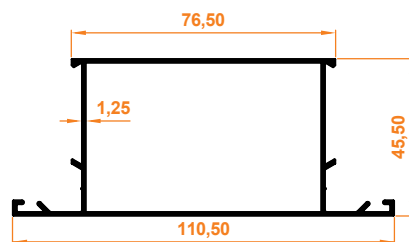
0,717 kg/m



**Aldoks Köşe Dönüş Profili**  
Aldoks Corner Profile

7010

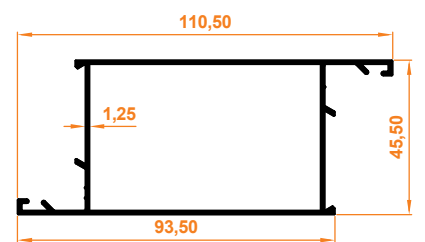
1,024 kg/m



**Aldoks (Geniş) Orta Kayıt Profili**  
Aldoks (Wide) Medium Entry Profile

7011

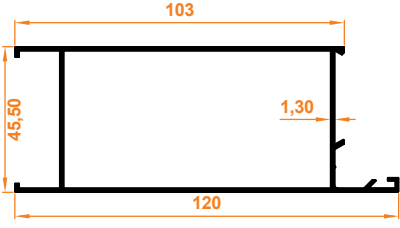
1,025 kg/m



**Aldoks (Geniş) Kanat Profili**  
Aldox (Wide) Airfoil

7012

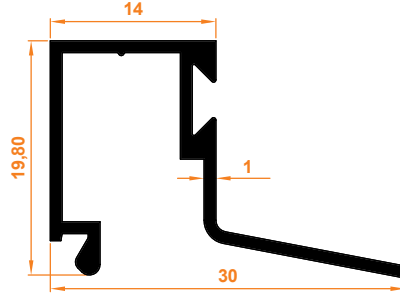
1,146 kg/m



**Aldoks Etek Profili**  
Aldoks Skirt Profile

7013

0,215 kg/m



**Aldoks Isıcam Çita**  
Aldoks Double Glazing Stave

7014

0,213 kg/m



**Aldoks Tek Cam Çita**  
Aldoks Single Glass Stave

7100

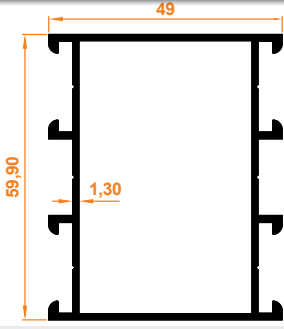
0,418 kg/m

7101

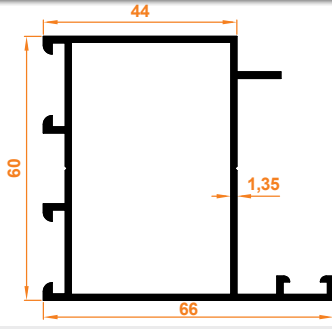
0,985 kg/m

7102

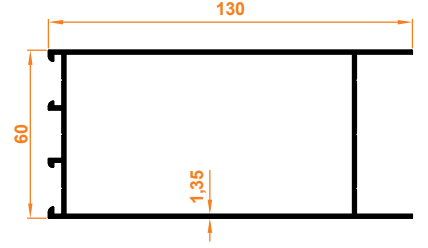
1,435 kg/m



**C60 Kasa / Orta Kayıt Profili**  
Chassis / Mid Entry Profile



**C60 Kanat Profili**  
C60 Airfoil



**C60 Etek Profili**  
C60 Skirt Profile

7103

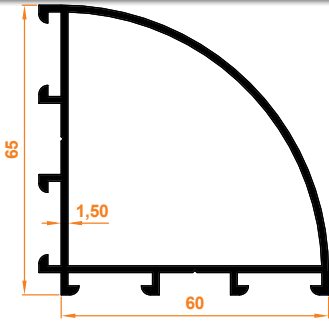
1,095 kg/m

7104

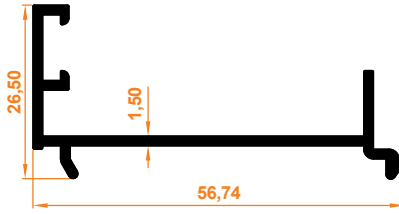
0,435 kg/m

7105

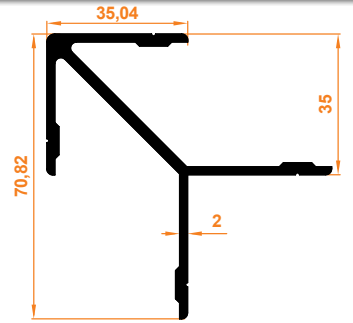
1,151 kg/m



**C60 Oval Köşe Dönüş Profili**  
C60 Oval Corner Profile



**C60 Kanat Adaptörü Profili**  
C60 Wing Adapter Profile



**C60 Köşe Takozu**  
C60 Corner Wedge

7106

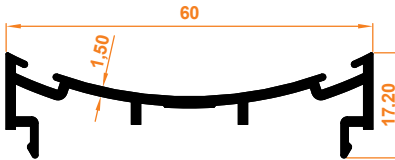
0,467 kg/m

7107

0,366 kg/m

7108

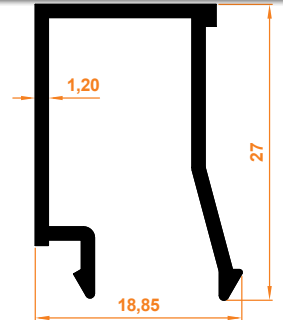
0,241 kg/m



**C60 Çarpma Kapı Adaptörü - D**  
C60 Crash Door Adapter - D



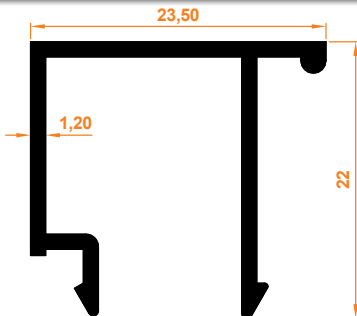
**C60 Çarpma Kapı Adaptörü - E**  
C60 Crash Door Adapter - E



**C60 Isıcam Çıta Profili**  
C60 Insulating Glass Stave Profile

7109

0,234 kg/m



**C60 Tek Cam Çıta Profili**  
C60 Single Glass Stave Profile



process  
plise



panjurmen



prosin

Process Alüminyum Plastik San. Tic. Ltd. Şti.

#### MERKEZ

Aşağıınarbaşı OSB Mah. 524 Nolu Sk. No: 3/1  
42250, Selçuklu-Konya/TÜRKİYE

T : +90 332 248 00 92

F : +90 332 248 00 93

M : info@process.com.tr

#### MARMARA BÖLGE MÜDÜRLÜĞÜ

Cihangir Mh. Talatpaşa Cad. No:67  
Avcılar/İSTANBUL - TÜRKİYE

T : +90 212 407 17 42

F : +90 212 407 15 42

M : marmara@process.com.tr

|| [www.processplise.com.tr](http://www.processplise.com.tr)

|| [www.panjurmen.com.tr](http://www.panjurmen.com.tr)

|| [www.prosin.com.tr](http://www.prosin.com.tr)

[www.process.com.tr](http://www.process.com.tr)

